

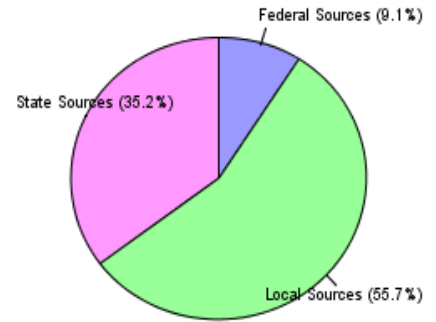
**Consolidated Financial Statement
Sources and Uses of Funds - General Fund
Minnesota Department of Education**

Two Year Period Ending June 30, 2008

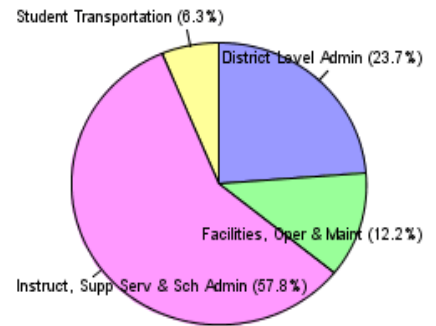
MINISINAAKWAANG LEADERSHIP ACADEMY #4177-07

<u>Sources of Funds:</u>	Actual 06-07	% of Total 06-07	Actual 07-08	% of Total 07-08
Local Sources:				
Property Taxes	\$0	.0%	\$0	.0%
All Other	<u>26,800</u>	<u>31.7%</u>	<u>833,843</u>	<u>55.7%</u>
Total Local Sources	\$26,800	31.7%	\$833,843	55.7%
State Sources:				
General Education Aid	\$0	.0%	\$462,367	30.9%
Special Education Aid	0	.0%	15,514	1.0%
All Other State Aid	<u>0</u>	<u>.0%</u>	<u>50,000</u>	<u>3.3%</u>
Total State Sources	\$0	.0%	\$527,881	35.2%
Federal Sources:	<u>57,774</u>	<u>68.3%</u>	<u>136,022</u>	<u>9.1%</u>
Total Sources of Funds-General Fund	\$84,574	100.0%	\$1,497,746	100.0%
Uses of Funds:				
Instruction, Support Services and School Level Administration				
Instruction				
Salaries	\$0	.0%	\$367,617	27.5%
Benefits and Payroll Taxes	0	.0%	82,043	6.1%
All Other	0	.0%	170,828	12.8%
Instructional and Pupil Support Services				
Salaries	15,415	24.3%	72,372	5.4%
Benefits and Payroll Taxes	4,208	6.6%	22,425	1.7%
All Other	0	.0%	57,327	4.3%
School Level Administration				
Salaries	0	.0%	0	.0%
Benefits and Payroll Taxes	0	.0%	0	.0%
All Other	0	.0%	0	.0%
Facilities, Operations & Maintenance				
Salaries	0	.0%	42,788	3.2%
Benefits and Payroll Taxes	0	.0%	16,095	1.2%
All Other	<u>235</u>	<u>.4%</u>	<u>103,686</u>	<u>7.8%</u>
Subtotal, School Level Education	\$19,859	31.3%	\$935,181	69.9%
Services				
Student Transportation				
Salaries	0	.0%	36,563	2.7%
Benefits and Payroll Taxes	0	.0%	13,757	1.0%
All Other	0	.0%	34,158	2.6%
District Level Administration				
Salaries	23,643	37.3%	135,909	10.2%
Benefits and Payroll Taxes	10,853	17.1%	60,199	4.5%
All Other	<u>9,091</u>	<u>14.3%</u>	<u>121,387</u>	<u>9.1%</u>
Total Uses of Funds - General Fund	\$63,446	100.0%	\$1,337,154	100.0%
Sources Over (Under) Uses	\$21,128		\$160,592	
Other Financing Sources (uses)	0		0	
Other Adjustments	0		1	
Net Transfers In (Out)	0		(88,199)	
Net Changes in Funds	21,128		72,393	
Total Fund Balance				
Beginning of Year	<u>0</u>		<u>21,128</u>	
End of Year	21,128		93,521	

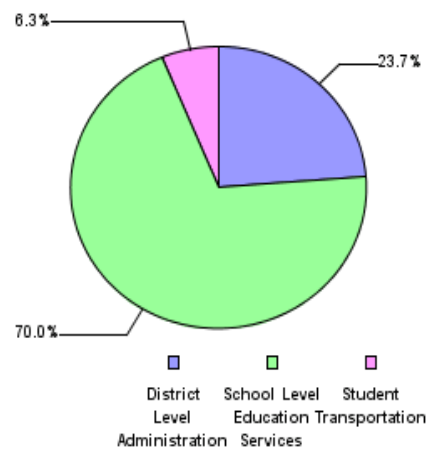
Sources of Funds - General Fund



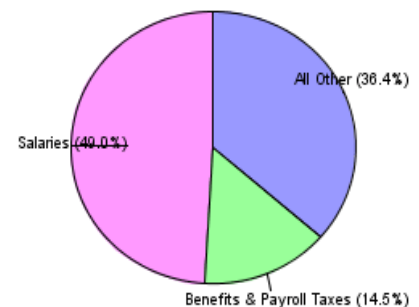
Uses of Funds by Function/Activity



Uses of Funds- School vs District Level



Uses of Funds- Employee Compensation vs All Other



**Consolidated Financial Statement
Sources and Uses of Funds
Minnesota Department of Education
Two Year Period Ending June 30, 2008**

Preliminary Data Subject to Change

MINISINAAKWAANG LEADERSHIP ACADEMY #4177-07

Sources and Uses of Funds

Key Statistics

	Actual 06-07	Actual 07-08		Actual 06-07	Actual 07-08
General Fund			Number of Students	0	65
Total Sources	\$84,574	\$1,497,746	(ADM - Average Daily Membership)		
Total Uses	63,446	1,337,154			
Other Financing Sources(Uses)& Net Transfers	<u>0</u>	<u>(88,199)</u>	Per Student Sources of Funds-General Fund	\$0	\$23,035
Net Changes in Funds	<u>21,128</u>	<u>72,393</u>			
Ending Fund Balance (See Note 1)	\$21,128	\$93,521	Per Student Use of Funds - General Fund		
			Instruction & Support Services	\$0	\$11,883
			School Level Administration	0	0
			Facilities, Operations & Maintenance	0	2,500
			Student Transportation	0	1,299
			District Level Administration	0	4,883
			Total General Fund	\$0	\$20,565
			ADM Served per Licensed Instructional Staff	.00	7.22
Other Funds					
Food Service					
Total Sources	\$0	\$1,459			
Total Uses	0	89,659			
Other Financing Sources(Uses)& Net Transfers	<u>0</u>	<u>88,199</u>			
Net Changes in Funds	<u>0</u>	<u>0</u>			
Ending Fund Balance (See Note 1)	\$0	\$0			
Community Service					
Total Sources	\$0	\$0			
Total Uses	0	0			
Other Financing Sources(Uses)& Net Transfers	<u>0</u>	<u>0</u>			
Net Changes in Funds	<u>0</u>	<u>0</u>			
Ending Fund Balance (See Note 1)	\$0	\$0			
Building Construction					
Total Sources	\$0	\$0			
Total Uses	0	0			
Other Financing Sources(Uses)& Net Transfers	<u>0</u>	<u>0</u>			
Net Changes in Funds	<u>0</u>	<u>0</u>			
Ending Fund Balance (See Note 1)	\$0	\$0			
Debt Service					
Total Sources	\$0	\$0			
Total Uses	0	0			
Other Financing Sources(Uses)& Net Transfers	<u>0</u>	<u>0</u>			
Net Changes in Funds	<u>0</u>	<u>0</u>			
Ending Fund Balance (See Note 1)	\$0	\$0			
Total					
Total Sources	\$84,574	\$1,499,205			
Total Uses	63,446	1,426,813			
Other Financing Sources(Uses)& Net Transfers	<u>0</u>	<u>1</u>			
Net Changes in Funds	<u>21,128</u>	<u>72,393</u>			
Ending Fund Balance (See Note 1)	\$21,128	\$93,521			

Notes:

1. Amount includes Reserved Fund Balance

RUN DATE: 05/26/2009 - DATAENV: P