

**Consolidated Financial Statement
Sources and Uses of Funds - General Fund
Minnesota Department of Education**

Two Year Period Ending June 30, 2008

MINNESOTA ONLINE HIGH SCHOOL #4150-07

Sources of Funds:	Actual 06-07	% of Total 06-07	Actual 07-08	% of Total 07-08
Local Sources:				
Property Taxes	\$0	.0%	\$0	.0%
All Other	<u>10,785</u>	<u>1.2%</u>	<u>25,707</u>	<u>2.9%</u>
Total Local Sources	\$10,785	1.2%	\$25,707	2.9%
State Sources:				
General Education Aid	\$675,472	75.8%	\$738,615	83.8%
Special Education Aid	9,760	1.1%	21,887	2.5%
All Other State Aid	<u>72,134</u>	<u>8.1%</u>	<u>17,799</u>	<u>2.0%</u>
Total State Sources	\$757,365	85.0%	\$778,301	88.3%
Federal Sources:	<u>122,772</u>	<u>13.8%</u>	<u>77,435</u>	<u>8.8%</u>
Total Sources of Funds-General Fund	\$890,922	100.0%	\$881,442	100.0%

Uses of Funds:

Instruction, Support Services and School Level Administration

Instruction				
Salaries	\$246,284	47.5%	\$286,588	34.0%
Benefits and Payroll Taxes	39,478	7.6%	39,897	4.7%
All Other	19,016	3.7%	76,634	9.1%
Instructional and Pupil Support Services				
Salaries	50,807	9.8%	75,096	8.9%
Benefits and Payroll Taxes	8,579	1.7%	14,325	1.7%
All Other	1,549	.3%	4,876	.6%
School Level Administration				
Salaries	20,926	4.0%	102,641	12.2%
Benefits and Payroll Taxes	3,752	.7%	19,176	2.3%
All Other	0	.0%	0	.0%

Facilities, Operations & Maintenance

Salaries	0	.0%	0	.0%
Benefits and Payroll Taxes	0	.0%	0	.0%
All Other	<u>29,791</u>	<u>5.7%</u>	<u>42,439</u>	<u>5.0%</u>
Subtotal, School Level Education	\$420,182	81.0%	\$661,673	78.5%

Services

Student Transportation

Salaries	0	.0%	0	.0%
Benefits and Payroll Taxes	0	.0%	0	.0%
All Other	0	.0%	0	.0%

District Level Administration

Salaries	7,804	1.5%	15,800	1.9%
Benefits and Payroll Taxes	7,151	1.4%	7,772	.9%
All Other	<u>83,452</u>	<u>16.1%</u>	<u>157,568</u>	<u>18.7%</u>

Total Uses of Funds - General Fund

	<u>\$518,590</u>	<u>100.0%</u>	<u>\$842,812</u>	<u>100.0%</u>
--	------------------	---------------	------------------	---------------

Sources Over (Under) Uses

	\$372,332		\$38,630	
Other Financing Sources (uses)	0		0	
Other Adjustments	0		0	
Net Transfers In (Out)	0		0	

Net Changes in Funds

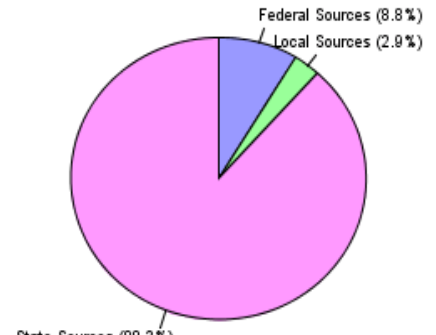
	372,332		38,630	
--	---------	--	--------	--

Total Fund Balance

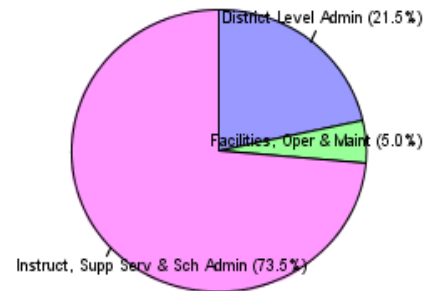
Beginning of Year	<u>175,088</u>		<u>547,420</u>	
End of Year	547,420		586,050	

RUN DATE: 05/26/2009 ~ DATAENV: P

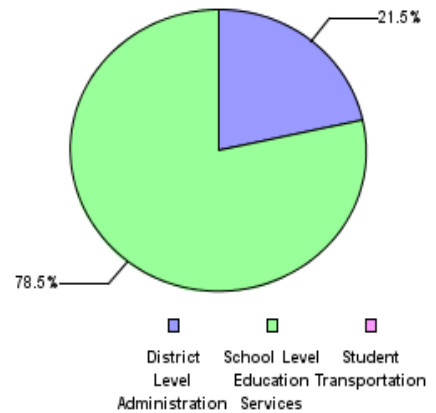
Sources of Funds - General Fund



Uses of Funds by Function/Activity

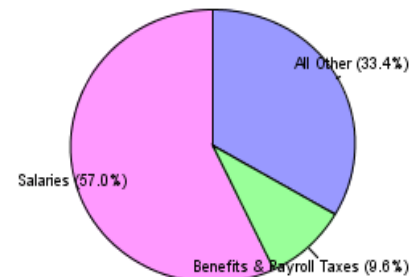


Uses of Funds- School vs District Level



Uses of Funds-

Employee Compensation vs All Other



**Consolidated Financial Statement
Sources and Uses of Funds
Minnesota Department of Education
Two Year Period Ending June 30, 2008**

Preliminary Data Subject to Change

MINNESOTA ONLINE HIGH SCHOOL #4150-07

Sources and Uses of Funds

	Actual 06-07	Actual 07-08		Actual 06-07	Actual 07-08
General Fund			Key Statistics		
			Number of Students	94	96
Total Sources	\$890,922	\$881,442	(ADM - Average Daily Membership)		
Total Uses	518,590	842,812			
Other Financing Sources(Uses)& Net Transfers	<u>0</u>	<u>0</u>	Per Student Sources of Funds-General Fund	\$9,494	\$9,152
Net Changes in Funds	<u>372,332</u>	<u>38,630</u>			
Ending Fund Balance (See Note 1)	\$547,420	\$586,050	Per Student Use of Funds - General Fund		
			Instruction & Support Services	\$3,897	\$5,165
			School Level Administration	263	1,265
			Facilities, Operations & Maintenance	317	441
			Student Transportation	0	0
			District Level Administration	1,049	1,881
			Total General Fund	\$5,526	\$8,751
			ADM Served per Licensed Instructional Staff	22.34	11.36
Other Funds					
Food Service					
Total Sources	\$0	\$0			
Total Uses	0	0			
Other Financing Sources(Uses)& Net Transfers	<u>0</u>	<u>0</u>			
Net Changes in Funds	<u>0</u>	<u>0</u>			
Ending Fund Balance (See Note 1)	\$0	\$0			
Community Service					
Total Sources	\$0	\$0			
Total Uses	0	0			
Other Financing Sources(Uses)& Net Transfers	<u>0</u>	<u>0</u>			
Net Changes in Funds	<u>0</u>	<u>0</u>			
Ending Fund Balance (See Note 1)	\$0	\$0			
Building Construction					
Total Sources	\$0	\$0			
Total Uses	0	0			
Other Financing Sources(Uses)& Net Transfers	<u>0</u>	<u>0</u>			
Net Changes in Funds	<u>0</u>	<u>0</u>			
Ending Fund Balance (See Note 1)	\$0	\$0			
Debt Service					
Total Sources	\$0	\$0			
Total Uses	0	0			
Other Financing Sources(Uses)& Net Transfers	<u>0</u>	<u>0</u>			
Net Changes in Funds	<u>0</u>	<u>0</u>			
Ending Fund Balance (See Note 1)	\$0	\$0			
Total					
Total Sources	\$890,922	\$881,442			
Total Uses	518,590	842,812			
Other Financing Sources(Uses)& Net Transfers	<u>0</u>	<u>0</u>			
Net Changes in Funds	<u>372,332</u>	<u>38,630</u>			
Ending Fund Balance (See Note 1)	\$547,420	\$586,050			

Notes:

1. Amount includes Reserved Fund Balance

RUN DATE: 05/26/2009 - DATAENV: P