

**Consolidated Financial Statement
Sources and Uses of Funds - General Fund
Minnesota Department of Education**

Two Year Period Ending June 30, 2008

MINNESOTA NORTH STAR ACADEMY #4101-07

Sources of Funds:	Actual 06-07	% of Total 06-07	Actual 07-08	% of Total 07-08
Local Sources:				
Property Taxes	\$0	.0%	\$0	.0%
All Other	<u>112,939</u>	<u>15.9%</u>	<u>188,696</u>	<u>19.5%</u>
Total Local Sources	\$112,939	15.9%	\$188,696	19.5%
State Sources:				
General Education Aid	\$34,223	4.8%	\$60,964	6.3%
Special Education Aid	523,489	73.5%	673,675	69.5%
All Other State Aid	<u>29,902</u>	<u>4.2%</u>	<u>31,385</u>	<u>3.2%</u>
Total State Sources	\$587,615	82.6%	\$766,024	79.0%
Federal Sources:	<u>11,253</u>	<u>1.6%</u>	<u>14,939</u>	<u>1.5%</u>
Total Sources of Funds-General Fund	\$711,807	100.0%	\$969,659	100.0%

Uses of Funds:

Instruction, Support Services and School Level Administration

Instruction				
Salaries	\$289,898	43.4%	\$410,855	48.8%
Benefits and Payroll Taxes	65,148	9.8%	88,808	10.5%
All Other	79,604	11.9%	85,972	10.2%
Instructional and Pupil Support Services				
Salaries	0	.0%	0	.0%
Benefits and Payroll Taxes	0	.0%	0	.0%
All Other	0	.0%	0	.0%
School Level Administration				
Salaries	0	.0%	0	.0%
Benefits and Payroll Taxes	0	.0%	0	.0%
All Other	0	.0%	0	.0%

Facilities, Operations & Maintenance

Salaries	0	.0%	0	.0%
Benefits and Payroll Taxes	0	.0%	0	.0%
All Other	<u>60,646</u>	<u>9.1%</u>	<u>65,816</u>	<u>7.8%</u>
Subtotal, School Level Education	\$495,296	74.1%	\$651,451	77.3%

Services

Student Transportation

Salaries	0	.0%	0	.0%
Benefits and Payroll Taxes	0	.0%	0	.0%
All Other	3,103	.5%	21,026	2.5%

District Level Administration

Salaries	98,367	14.7%	72,930	8.7%
Benefits and Payroll Taxes	26,314	3.9%	11,182	1.3%
All Other	<u>44,957</u>	<u>6.7%</u>	<u>85,964</u>	<u>10.2%</u>

Total Uses of Funds - General Fund

	<u>\$668,037</u>	<u>100.0%</u>	<u>\$842,554</u>	<u>100.0%</u>
--	------------------	---------------	------------------	---------------

Sources Over (Under) Uses

Other Financing Sources (uses)	0		0	
Other Adjustments	0		(3)	
Net Transfers In (Out)	(675)		(1,685)	

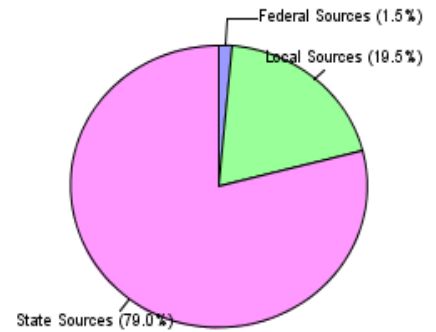
Net Changes in Funds

	43,095		125,418	
--	--------	--	---------	--

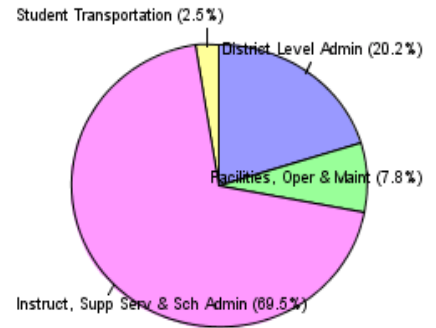
Total Fund Balance

Beginning of Year	<u>144,822</u>		<u>187,917</u>	
End of Year	187,917		313,335	

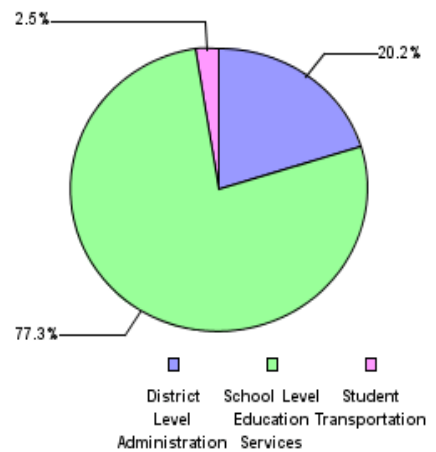
Sources of Funds - General Fund



Uses of Funds by Function/Activity

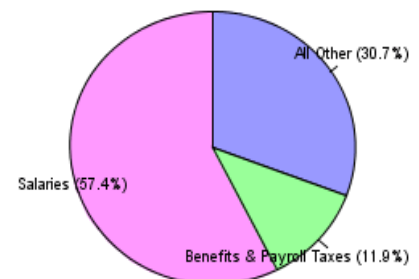


Uses of Funds- School vs District Level



Uses of Funds-

Employee Compensation vs All Other



**Consolidated Financial Statement
Sources and Uses of Funds
Minnesota Department of Education
Two Year Period Ending June 30, 2008**

Preliminary Data Subject to Change

MINNESOTA NORTH STAR ACADEMY #4101-07
Sources and Uses of Funds

	Actual 06-07	Actual 07-08	Key Statistics	Actual 06-07	Actual 07-08
General Fund			Number of Students	24	31
Total Sources	\$711,807	\$969,659	(ADM - Average Daily Membership)		
Total Uses	668,037	842,554			
Other Financing Sources(Uses)& Net Transfers	<u>(675)</u>	<u>(1,688)</u>	Per Student Sources of Funds-General Fund	\$30,290	\$31,059
Net Changes in Funds	<u>43,095</u>	<u>125,418</u>			
Ending Fund Balance (See Note 1)	\$187,917	\$313,335	Per Student Use of Funds - General Fund		
			Instruction & Support Services	\$18,496	\$18,758
			School Level Administration	0	0
			Facilities, Operations & Maintenance	2,581	2,108
			Student Transportation	132	673
			District Level Administration	7,219	5,448
			Total General Fund	\$28,427	\$26,988
			ADM Served per Licensed Instructional Staff	4.69	5.59
Other Funds					
Food Service					
Total Sources	\$8,120	\$9,467			
Total Uses	8,794	11,154			
Other Financing Sources(Uses)& Net Transfers	<u>675</u>	<u>1,687</u>			
Net Changes in Funds	<u>1</u>	<u>0</u>			
Ending Fund Balance (See Note 1)	\$0	\$0			
Community Service					
Total Sources	\$0	\$0			
Total Uses	0	0			
Other Financing Sources(Uses)& Net Transfers	<u>0</u>	<u>0</u>			
Net Changes in Funds	<u>0</u>	<u>0</u>			
Ending Fund Balance (See Note 1)	\$0	\$0			
Building Construction					
Total Sources	\$0	\$0			
Total Uses	0	0			
Other Financing Sources(Uses)& Net Transfers	<u>0</u>	<u>0</u>			
Net Changes in Funds	<u>0</u>	<u>0</u>			
Ending Fund Balance (See Note 1)	\$0	\$0			
Debt Service					
Total Sources	\$0	\$0			
Total Uses	0	0			
Other Financing Sources(Uses)& Net Transfers	<u>0</u>	<u>0</u>			
Net Changes in Funds	<u>0</u>	<u>0</u>			
Ending Fund Balance (See Note 1)	\$0	\$0			
Total					
Total Sources	\$719,926	\$979,126			
Total Uses	676,831	853,708			
Other Financing Sources(Uses)& Net Transfers	<u>0</u>	<u>(1)</u>			
Net Changes in Funds	<u>43,096</u>	<u>125,418</u>			
Ending Fund Balance (See Note 1)	\$187,917	\$313,335			

Notes:

1. Amount includes Reserved Fund Balance

RUN DATE: 05/26/2009 - DATAENV: P