

**Consolidated Financial Statement
Sources and Uses of Funds - General Fund
Minnesota Department of Education**

Two Year Period Ending June 30, 2008

MN INTERNATIONAL MIDDLE CHARTER #4078-07

Sources of Funds:	Actual 06-07	% of Total 06-07	Actual 07-08	% of Total 07-08
Local Sources:				
Property Taxes	\$0	.0%	\$0	.0%
All Other	<u>140,828</u>	<u>4.1%</u>	<u>69,669</u>	<u>1.6%</u>
Total Local Sources	\$140,828	4.1%	\$69,669	1.6%
State Sources:				
General Education Aid	\$2,742,385	79.9%	\$3,301,164	77.9%
Special Education Aid	124,375	3.6%	197,576	4.7%
All Other State Aid	<u>268,218</u>	<u>7.8%</u>	<u>442,561</u>	<u>10.4%</u>
Total State Sources	\$3,134,978	91.3%	\$3,941,301	93.1%
Federal Sources:	<u>156,952</u>	<u>4.6%</u>	<u>224,566</u>	<u>5.3%</u>
Total Sources of Funds-General Fund	\$3,432,758	100.0%	\$4,235,536	100.0%

Uses of Funds:

Instruction, Support Services and School Level Administration

Instruction				
Salaries	\$1,149,380	35.2%	\$1,418,724	33.3%
Benefits and Payroll Taxes	392,277	12.0%	362,204	8.5%
All Other	175,724	5.4%	262,072	6.2%
Instructional and Pupil Support Services				
Salaries	172,823	5.3%	98,916	2.3%
Benefits and Payroll Taxes	44,305	1.4%	44,606	1.0%
All Other	26,749	.8%	29,910	.7%
School Level Administration				
Salaries	63,342	1.9%	91,371	2.1%
Benefits and Payroll Taxes	49,319	1.5%	37,520	.9%
All Other	110	.0%	0	.0%

Facilities, Operations & Maintenance

Salaries	40,225	1.2%	63,014	1.5%
Benefits and Payroll Taxes	7,824	.2%	6,209	.1%
All Other	<u>541,899</u>	<u>16.6%</u>	<u>894,264</u>	<u>21.0%</u>
Subtotal, School Level Education	\$2,663,976	81.5%	\$3,308,810	77.7%

Services

Student Transportation

Salaries	0	.0%	0	.0%
Benefits and Payroll Taxes	0	.0%	0	.0%
All Other	277,429	8.5%	448,515	10.5%

District Level Administration

Salaries	127,430	3.9%	176,086	4.1%
Benefits and Payroll Taxes	2,272	.1%	110,467	2.6%
All Other	<u>198,804</u>	<u>6.1%</u>	<u>216,469</u>	<u>5.1%</u>

Total Uses of Funds - General Fund

Total Uses of Funds - General Fund	\$3,269,910	100.0%	\$4,260,347	100.0%
---	--------------------	---------------	--------------------	---------------

Sources Over (Under) Uses

Sources Over (Under) Uses	\$162,848		(\$24,811)	
Other Financing Sources (uses)	0		0	
Other Adjustments	0		0	
Net Transfers In (Out)	(35,080)		(51,500)	

Net Changes in Funds

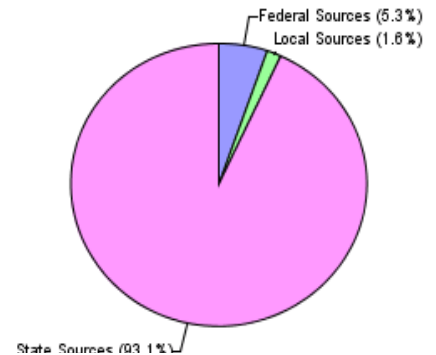
Net Changes in Funds	127,768		(76,311)	
-----------------------------	----------------	--	-----------------	--

Total Fund Balance

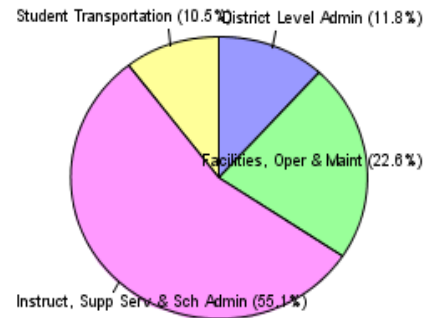
Beginning of Year	<u>361,988</u>		<u>489,756</u>	
End of Year	489,756		413,445	

RUN DATE: 05/26/2009 ~ DATAENV: P

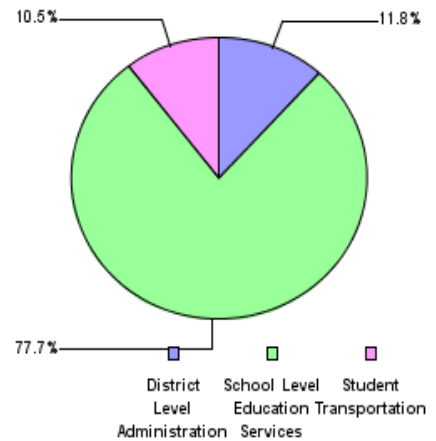
Sources of Funds - General Fund



Uses of Funds by Function/Activity

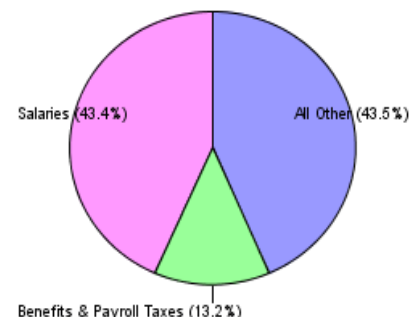


Uses of Funds- School vs District Level



Uses of Funds-

Employee Compensation vs All Other



**Consolidated Financial Statement
Sources and Uses of Funds
Minnesota Department of Education
Two Year Period Ending June 30, 2008**

Preliminary Data Subject to Change

MN INTERNATIONAL MIDDLE CHARTER #4078-07
Sources and Uses of Funds

	Actual 06-07	Actual 07-08		Actual 06-07	Actual 07-08
General Fund			Key Statistics		
			Number of Students	291	346
Total Sources	\$3,432,758	\$4,235,536	(ADM - Average Daily Membership)		
Total Uses	3,269,910	4,260,347			
Other Financing Sources(Uses)& Net Transfers	<u>(35,080)</u>	<u>(51,500)</u>	Per Student Sources of Funds-General Fund	\$11,782	\$12,245
Net Changes in Funds	<u>127,768</u>	<u>(76,311)</u>			
Ending Fund Balance (See Note 1)	\$489,756	\$413,445	Per Student Use of Funds - General Fund		
			Instruction & Support Services	\$6,731	\$6,408
			School Level Administration	387	373
			Facilities, Operations & Maintenance	2,025	2,785
			Student Transportation	952	1,297
			District Level Administration	1,127	1,454
			Total General Fund	\$11,223	\$12,317
			ADM Served per Licensed Instructional Staff	19.42	16.47
Other Funds					
Food Service					
Total Sources	\$162,205	\$191,887			
Total Uses	176,613	197,944			
Other Financing Sources(Uses)& Net Transfers	<u>3,080</u>	<u>19,500</u>			
Net Changes in Funds	<u>(11,328)</u>	<u>13,443</u>			
Ending Fund Balance (See Note 1)	(\$14,407)	(\$964)			
Community Service					
Total Sources	\$0	\$0			
Total Uses	30,156	33,276			
Other Financing Sources(Uses)& Net Transfers	<u>32,000</u>	<u>32,000</u>			
Net Changes in Funds	<u>1,844</u>	<u>(1,276)</u>			
Ending Fund Balance (See Note 1)	(\$3,737)	(\$5,013)			
Building Construction					
Total Sources	\$0	\$0			
Total Uses	0	0			
Other Financing Sources(Uses)& Net Transfers	<u>0</u>	<u>0</u>			
Net Changes in Funds	<u>0</u>	<u>0</u>			
Ending Fund Balance (See Note 1)	\$0	\$0			
Debt Service					
Total Sources	\$0	\$0			
Total Uses	0	0			
Other Financing Sources(Uses)& Net Transfers	<u>0</u>	<u>0</u>			
Net Changes in Funds	<u>0</u>	<u>0</u>			
Ending Fund Balance (See Note 1)	\$0	\$0			
Total					
Total Sources	\$3,594,964	\$4,427,423			
Total Uses	3,476,680	4,491,566			
Other Financing Sources(Uses)& Net Transfers	<u>0</u>	<u>0</u>			
Net Changes in Funds	<u>118,284</u>	<u>(64,144)</u>			
Ending Fund Balance (See Note 1)	\$471,612	\$407,468			

Notes:

1. Amount includes Reserved Fund Balance

RUN DATE: 05/26/2009 - DATAENV: P