

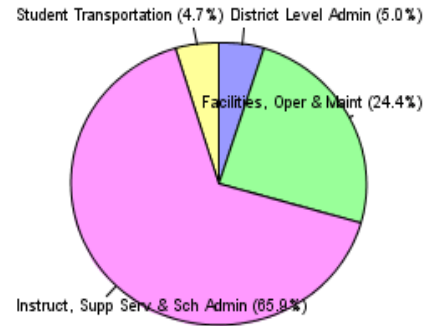
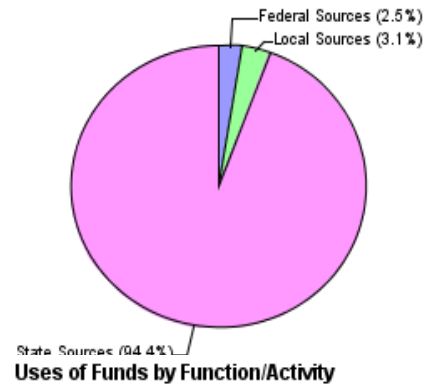
**Consolidated Financial Statement
Sources and Uses of Funds - General Fund
Minnesota Department of Education**

Two Year Period Ending June 30, 2008

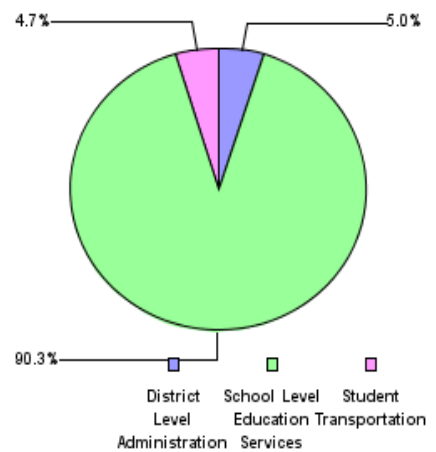
MINNESOTA NEW COUNTRY SCHOOL #4007-07

Sources of Funds:	Actual 06-07	% of Total 06-07	Actual 07-08	% of Total 07-08
Local Sources:				
Property Taxes	\$0	.0%	\$0	.0%
All Other	<u>39,731</u>	<u>3.6%</u>	<u>42,996</u>	<u>3.1%</u>
Total Local Sources	\$39,731	3.6%	\$42,996	3.1%
State Sources:				
General Education Aid	\$757,240	69.3%	\$866,926	61.7%
Special Education Aid	117,703	10.8%	260,396	18.5%
All Other State Aid	<u>144,916</u>	<u>13.3%</u>	<u>197,849</u>	<u>14.1%</u>
Total State Sources	\$1,019,859	93.4%	\$1,325,172	94.4%
Federal Sources:	<u>32,705</u>	<u>3.0%</u>	<u>35,769</u>	<u>2.5%</u>
Total Sources of Funds-General Fund	\$1,092,295	100.0%	\$1,403,937	100.0%
Uses of Funds:				
Instruction, Support Services and School Level Administration				
Instruction				
Salaries	\$0	.0%	\$0	.0%
Benefits and Payroll Taxes	0	.0%	0	.0%
All Other	712,583	61.2%	883,319	65.6%
Instructional and Pupil Support Services				
Salaries	0	.0%	0	.0%
Benefits and Payroll Taxes	165	.0%	0	.0%
All Other	2,471	.2%	3,827	.3%
School Level Administration				
Salaries	0	.0%	0	.0%
Benefits and Payroll Taxes	0	.0%	0	.0%
All Other	0	.0%	0	.0%
Facilities, Operations & Maintenance				
Salaries	0	.0%	0	.0%
Benefits and Payroll Taxes	0	.0%	0	.0%
All Other	<u>345,218</u>	<u>29.6%</u>	<u>328,409</u>	<u>24.4%</u>
Subtotal, School Level Education	\$1,060,438	91.0%	\$1,215,555	90.3%
Services				
Student Transportation				
Salaries	0	.0%	0	.0%
Benefits and Payroll Taxes	0	.0%	0	.0%
All Other	41,021	3.5%	63,458	4.7%
District Level Administration				
Salaries	0	.0%	0	.0%
Benefits and Payroll Taxes	0	.0%	0	.0%
All Other	<u>63,316</u>	<u>5.4%</u>	<u>67,184</u>	<u>5.0%</u>
Total Uses of Funds - General Fund	\$1,164,774	100.0%	\$1,346,198	100.0%
Sources Over (Under) Uses	(\$72,479)		\$57,738	
Other Financing Sources (uses)	0		0	
Other Adjustments	0		0	
Net Transfers In (Out)	0		0	
Net Changes in Funds	(72,479)		57,738	
Total Fund Balance				
Beginning of Year	<u>358,692</u>		<u>286,213</u>	
End of Year	286,213		343,951	

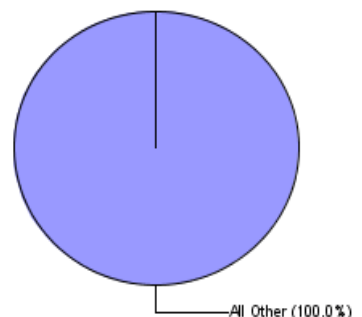
Sources of Funds - General Fund



Uses of Funds - School vs District Level



Uses of Funds - Employee Compensation vs All Other



**Consolidated Financial Statement
Sources and Uses of Funds
Minnesota Department of Education
Two Year Period Ending June 30, 2008**

Preliminary Data Subject to Change

MINNESOTA NEW COUNTRY SCHOOL #4007-07
Sources and Uses of Funds

	Actual 06-07	Actual 07-08		Actual 06-07	Actual 07-08
			Key Statistics		
General Fund			Number of Students	103	115
Total Sources	\$1,092,295	\$1,403,937	(ADM - Average Daily Membership)		
Total Uses	1,164,774	1,346,198			
Other Financing Sources(Uses)& Net Transfers	<u>0</u>	<u>0</u>	Per Student Sources of Funds-General Fund	\$10,562	\$12,223
Net Changes in Funds	<u>(72,479)</u>	<u>57,738</u>			
Ending Fund Balance (See Note 1)	\$286,213	\$343,951	Per Student Use of Funds - General Fund		
			Instruction & Support Services	\$6,916	\$7,724
			School Level Administration	0	0
			Facilities, Operations & Maintenance	3,338	2,859
			Student Transportation	397	552
			District Level Administration	612	585
			Total General Fund	\$11,263	\$11,720
			ADM Served per Licensed Instructional Staff	14.42	11.77
Other Funds					
Food Service					
Total Sources	\$0	\$0			
Total Uses	0	0			
Other Financing Sources(Uses)& Net Transfers	<u>0</u>	<u>0</u>			
Net Changes in Funds	<u>0</u>	<u>0</u>			
Ending Fund Balance (See Note 1)	\$0	\$0			
Community Service					
Total Sources	\$0	\$0			
Total Uses	0	0			
Other Financing Sources(Uses)& Net Transfers	<u>0</u>	<u>0</u>			
Net Changes in Funds	<u>0</u>	<u>0</u>			
Ending Fund Balance (See Note 1)	\$0	\$0			
Building Construction					
Total Sources	\$0	\$0			
Total Uses	0	0			
Other Financing Sources(Uses)& Net Transfers	<u>0</u>	<u>0</u>			
Net Changes in Funds	<u>0</u>	<u>0</u>			
Ending Fund Balance (See Note 1)	\$0	\$0			
Debt Service					
Total Sources	\$0	\$0			
Total Uses	0	0			
Other Financing Sources(Uses)& Net Transfers	<u>0</u>	<u>0</u>			
Net Changes in Funds	<u>0</u>	<u>0</u>			
Ending Fund Balance (See Note 1)	\$0	\$0			
Total					
Total Sources	\$1,092,295	\$1,403,937			
Total Uses	1,164,774	1,346,198			
Other Financing Sources(Uses)& Net Transfers	<u>0</u>	<u>0</u>			
Net Changes in Funds	<u>(72,479)</u>	<u>57,738</u>			
Ending Fund Balance (See Note 1)	\$286,213	\$343,951			

Notes:

1. Amount includes Reserved Fund Balance

RUN DATE: 05/26/2009 - DATAENV: P