

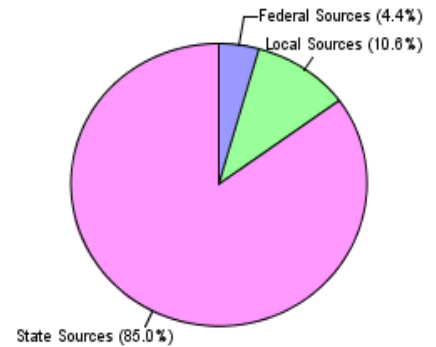
**Consolidated Financial Statement  
Sources and Uses of Funds - General Fund  
Minnesota Department of Education**

**Two Year Period Ending June 30, 2008**

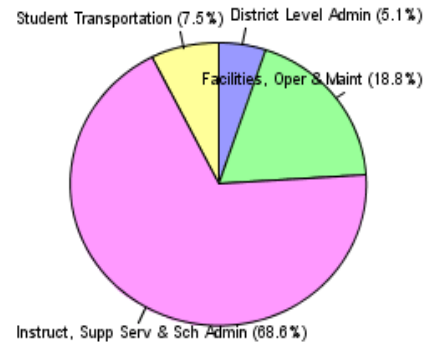
**MONTGOMERY-LONSDALE SCHOOL DISTRICT #0394-01**

<b>Sources of Funds:</b>	<b>Actual 06-07</b>	<b>% of Total 06-07</b>	<b>Actual 07-08</b>	<b>% of Total 07-08</b>
<b>Local Sources:</b>				
Property Taxes	\$356,877	4.2%	\$581,162	6.3%
All Other	<u>536,149</u>	<u>6.3%</u>	<u>396,871</u>	<u>4.3%</u>
<b>Total Local Sources</b>	<b>\$893,026</b>	<b>10.5%</b>	<b>\$978,033</b>	<b>10.6%</b>
<b>State Sources:</b>				
General Education Aid	\$6,528,321	76.5%	\$6,766,367	73.1%
Special Education Aid	652,701	7.6%	982,075	10.6%
All Other State Aid	<u>108,033</u>	<u>1.3%</u>	<u>122,142</u>	<u>1.3%</u>
<b>Total State Sources</b>	<b>\$7,289,056</b>	<b>85.4%</b>	<b>\$7,870,583</b>	<b>85.0%</b>
<b>Federal Sources:</b>	<b>352,434</b>	<b>4.1%</b>	<b>406,198</b>	<b>4.4%</b>
<b>Total Sources of Funds-General Fund</b>	<b>\$8,534,516</b>	<b>100.0%</b>	<b>\$9,254,814</b>	<b>100.0%</b>
<b>Uses of Funds:</b>				
<b>Instruction, Support Services and School Level Administration</b>				
<b>Instruction</b>				
Salaries	\$3,877,073	41.8%	\$4,103,135	40.8%
Benefits and Payroll Taxes	1,069,407	11.5%	1,152,553	11.5%
All Other	1,104,987	11.9%	988,335	9.8%
<b>Instructional and Pupil Support Services</b>				
Salaries	171,543	1.9%	159,855	1.6%
Benefits and Payroll Taxes	47,651	.5%	43,094	.4%
All Other	52,387	.6%	63,345	.6%
<b>School Level Administration</b>				
Salaries	277,222	3.0%	281,541	2.8%
Benefits and Payroll Taxes	87,353	.9%	94,872	.9%
All Other	5,318	.1%	5,098	.1%
<b>Facilities, Operations &amp; Maintenance</b>				
Salaries	303,651	3.3%	357,593	3.6%
Benefits and Payroll Taxes	139,660	1.5%	175,847	1.7%
All Other	<u>982,601</u>	<u>10.6%</u>	<u>1,362,790</u>	<u>13.5%</u>
<b>Subtotal, School Level Education</b>	<b>\$8,118,852</b>	<b>87.6%</b>	<b>\$8,788,057</b>	<b>87.3%</b>
<b>Services</b>				
<b>Student Transportation</b>				
Salaries	35,617	.4%	37,898	.4%
Benefits and Payroll Taxes	9,617	.1%	11,462	.1%
All Other	642,159	6.9%	709,881	7.1%
<b>District Level Administration</b>				
Salaries	196,072	2.1%	183,077	1.8%
Benefits and Payroll Taxes	40,013	.4%	56,919	.6%
All Other	<u>221,990</u>	<u>2.4%</u>	<u>274,873</u>	<u>2.7%</u>
<b>Total Uses of Funds - General Fund</b>	<b>\$9,264,320</b>	<b>100.0%</b>	<b>\$10,062,167</b>	<b>100.0%</b>
Sources Over (Under) Uses	(\$729,804)		(\$807,352)	
Other Financing Sources (uses)	0		0	
Other Adjustments	(1)		0	
Net Transfers In (Out)	0		0	
<b>Net Changes in Funds</b>	<b>(729,804)</b>		<b>(807,352)</b>	
<b>Total Fund Balance</b>				
Beginning of Year	<u>1,364,953</u>		<u>635,149</u>	
End of Year	635,149		(172,203)	

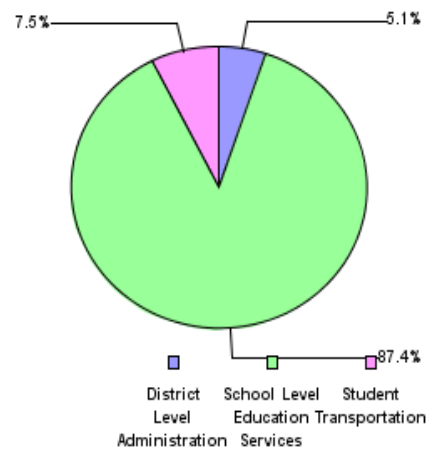
**Sources of Funds - General Fund**



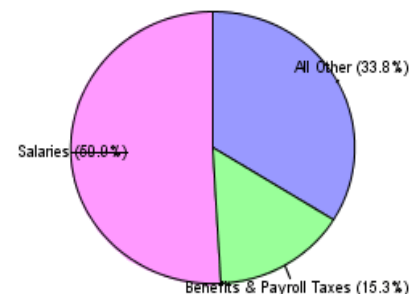
**Uses of Funds by Function/Activity**



**Uses of Funds- School vs District Level**



**Uses of Funds- Employee Compensation vs All Other**



**Consolidated Financial Statement  
Sources and Uses of Funds  
Minnesota Department of Education  
Two Year Period Ending June 30, 2008**

Preliminary Data Subject to Change

**MONTGOMERY-LONSDALE SCHOOL DISTRICT #0394-01**

	Sources and Uses of Funds		Key Statistics
	Actual 06-07	Actual 07-08	
<b>General Fund</b>			
Total Sources	\$8,534,516	\$9,254,814	<b>Number of Students</b> (ADM - Average Daily Membership)
Total Uses	9,264,320	10,062,167	
Other Financing Sources(Uses)& Net Transfers	<u>(1)</u>	<u>0</u>	<b>Per Student Sources of Funds-General Fund</b>
<b>Net Changes in Funds</b>	<u>(729,804)</u>	<u>(807,352)</u>	\$8,029
<b>Ending Fund Balance (See Note 1)</b>	\$635,149	(\$172,203)	\$8,426
<b>Other Funds</b>			
<b>Food Service</b>			<b>Per Student Use of Funds - General Fund</b>
Total Sources	\$448,636	\$500,997	<b>Instruction &amp; Support Services</b>
Total Uses	491,388	516,355	\$5,949
Other Financing Sources(Uses)& Net Transfers	<u>0</u>	<u>0</u>	<b>School Level Administration</b>
<b>Net Changes in Funds</b>	<u>(42,752)</u>	<u>(15,358)</u>	348
<b>Ending Fund Balance (See Note 1)</b>	\$37,638	\$22,280	<b>Facilities, Operations &amp; Maintenance</b>
			1,341
			<b>Student Transportation</b>
			647
			<b>District Level Administration</b>
			431
			<b>Total General Fund</b>
			\$8,716
			\$9,161
			<b>ADM Served per Licensed Instructional Staff</b>
			15.54
			15.40
<b>Community Service</b>			
Total Sources	\$406,939	\$440,620	
Total Uses	395,042	422,132	
Other Financing Sources(Uses)& Net Transfers	<u>0</u>	<u>0</u>	
<b>Net Changes in Funds</b>	<u>11,897</u>	<u>18,487</u>	
<b>Ending Fund Balance (See Note 1)</b>	\$56,740	\$75,227	
<b>Building Construction</b>			
Total Sources	\$42,585	\$0	
Total Uses	1,011,389	0	
Other Financing Sources(Uses)& Net Transfers	<u>0</u>	<u>0</u>	
<b>Net Changes in Funds</b>	<u>(968,804)</u>	<u>0</u>	
<b>Ending Fund Balance (See Note 1)</b>	\$0	\$0	
<b>Debt Service</b>			
Total Sources	\$1,339,083	\$1,786,199	
Total Uses	1,282,945	1,251,918	
Other Financing Sources(Uses)& Net Transfers	<u>0</u>	<u>0</u>	
<b>Net Changes in Funds</b>	<u>56,138</u>	<u>534,281</u>	
<b>Ending Fund Balance (See Note 1)</b>	\$1,573,839	\$2,108,121	
<b>Total</b>			
Total Sources	\$10,771,759	\$11,982,631	
Total Uses	12,445,084	12,252,572	
Other Financing Sources(Uses)& Net Transfers	<u>(1)</u>	<u>0</u>	
<b>Net Changes in Funds</b>	<u>(1,673,326)</u>	<u>(269,941)</u>	
<b>Ending Fund Balance (See Note 1)</b>	\$2,303,366	\$2,033,425	

**Notes:**

1. Amount includes Reserved Fund Balance