

**Consolidated Financial Statement
Sources and Uses of Funds - General Fund
Minnesota Department of Education**

Two Year Period Ending June 30, 2008

MCLEOD WEST PUBLIC SCHOOL DISTRICT #2887-01

Sources of Funds:	Actual 06-07	% of Total 06-07	Actual 07-08	% of Total 07-08
Local Sources:				
Property Taxes	\$321,375	8.8%	\$334,447	10.8%
All Other	<u>334,925</u>	<u>9.1%</u>	<u>239,054</u>	<u>7.7%</u>
Total Local Sources	\$656,300	17.9%	\$573,502	18.4%
State Sources:				
General Education Aid	\$2,743,040	74.9%	\$2,376,844	76.4%
Special Education Aid	110,116	3.0%	18,727	.6%
All Other State Aid	<u>46,142</u>	<u>1.3%</u>	<u>24,216</u>	<u>.8%</u>
Total State Sources	\$2,899,298	79.2%	\$2,419,787	77.8%
Federal Sources:	<u>104,839</u>	<u>2.9%</u>	<u>116,248</u>	<u>3.7%</u>
Total Sources of Funds-General Fund	\$3,660,437	100.0%	\$3,109,537	100.0%

Uses of Funds:

Instruction, Support Services and School Level Administration

Instruction				
Salaries	\$1,406,733	36.2%	\$1,363,566	36.1%
Benefits and Payroll Taxes	489,233	12.6%	601,272	15.9%
All Other	462,797	11.9%	261,017	6.9%
Instructional and Pupil Support Services				
Salaries	242,201	6.2%	233,750	6.2%
Benefits and Payroll Taxes	91,444	2.4%	66,735	1.8%
All Other	69,024	1.8%	72,991	1.9%
School Level Administration				
Salaries	71,868	1.9%	103,256	2.7%
Benefits and Payroll Taxes	11,948	.3%	13,743	.4%
All Other	4,089	.1%	2,487	.1%

Facilities, Operations & Maintenance

Salaries	74,286	1.9%	73,997	2.0%
Benefits and Payroll Taxes	16,038	.4%	16,543	.4%
All Other	<u>376,050</u>	<u>9.7%</u>	<u>391,546</u>	<u>10.4%</u>
Subtotal, School Level Education	\$3,315,709	85.4%	\$3,200,901	84.7%

Services

Student Transportation

Salaries	112,869	2.9%	100,339	2.7%
Benefits and Payroll Taxes	22,378	.6%	18,358	.5%
All Other	96,813	2.5%	123,588	3.3%

District Level Administration

Salaries	144,840	3.7%	125,291	3.3%
Benefits and Payroll Taxes	66,752	1.7%	74,060	2.0%
All Other	<u>123,675</u>	<u>3.2%</u>	<u>137,140</u>	<u>3.6%</u>

Total Uses of Funds - General Fund

	\$3,883,036	100.0%	\$3,779,678	100.0%
--	--------------------	---------------	--------------------	---------------

Sources Over (Under) Uses

	(\$222,598)		(\$670,140)	
Other Financing Sources (uses)	200		72,312	
Other Adjustments	0		0	
Net Transfers In (Out)	0		0	

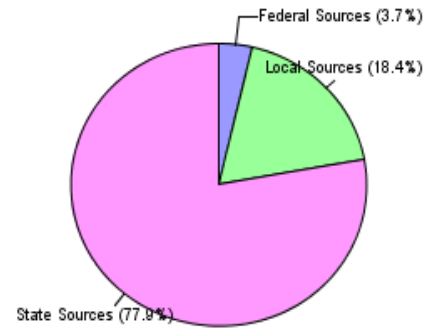
Net Changes in Funds

	(222,398)		(597,829)	
--	-----------	--	-----------	--

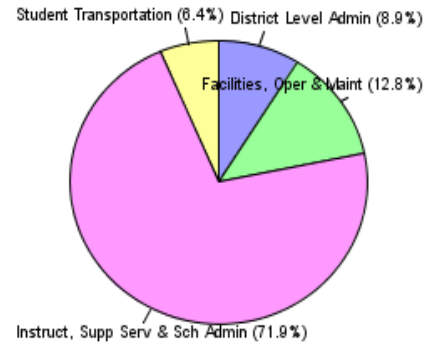
Total Fund Balance

Beginning of Year	<u>398,042</u>		<u>175,644</u>	
End of Year	175,644		(422,185)	

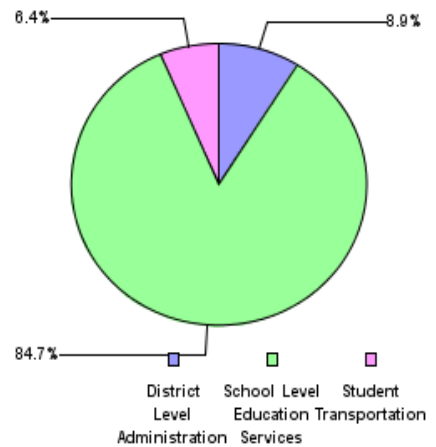
Sources of Funds - General Fund



Uses of Funds by Function/Activity

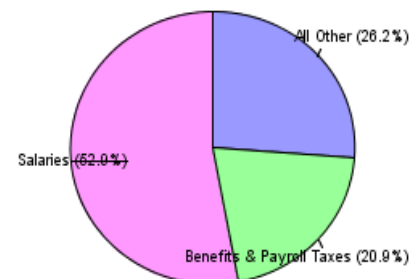


Uses of Funds- School vs District Level



Uses of Funds-

Employee Compensation vs All Other



**Consolidated Financial Statement
Sources and Uses of Funds
Minnesota Department of Education
Two Year Period Ending June 30, 2008**

Preliminary Data Subject to Change

MCLEOD WEST PUBLIC SCHOOL DISTRICT #2887-01

Sources and Uses of Funds

Key Statistics

	Actual 06-07	Actual 07-08		Actual 06-07	Actual 07-08
General Fund			Number of Students	406	328
Total Sources	\$3,660,437	\$3,109,537	(ADM - Average Daily Membership)		
Total Uses	3,883,036	3,779,678			
Other Financing Sources(Uses)& Net Transfers	<u>200</u>	<u>72,311</u>	Per Student Sources of Funds-General Fund	\$9,014	\$9,481
Net Changes in Funds	<u>(222,398)</u>	<u>(597,829)</u>			
Ending Fund Balance (See Note 1)	\$175,644	(\$422,185)	Per Student Use of Funds - General Fund		
			Instruction & Support Services	\$6,800	\$7,926
			School Level Administration	216	364
			Facilities, Operations & Maintenance	1,148	1,470
			Student Transportation	571	739
			District Level Administration	826	1,026
			Total General Fund	\$9,562	\$11,525
Other Funds					
Food Service			ADM Served per Licensed Instructional Staff	12.01	10.86
Total Sources	\$160,706	\$133,168			
Total Uses	157,476	123,253			
Other Financing Sources(Uses)& Net Transfers	<u>0</u>	<u>0</u>			
Net Changes in Funds	<u>3,230</u>	<u>9,915</u>			
Ending Fund Balance (See Note 1)	\$15,990	\$25,905			
Community Service					
Total Sources	\$85,182	\$79,143			
Total Uses	84,598	57,225			
Other Financing Sources(Uses)& Net Transfers	<u>0</u>	<u>0</u>			
Net Changes in Funds	<u>584</u>	<u>21,918</u>			
Ending Fund Balance (See Note 1)	\$8,436	\$30,353			
Building Construction					
Total Sources	\$0	\$0			
Total Uses	0	0			
Other Financing Sources(Uses)& Net Transfers	<u>0</u>	<u>0</u>			
Net Changes in Funds	<u>0</u>	<u>0</u>			
Ending Fund Balance (See Note 1)	\$0	\$0			
Debt Service					
Total Sources	\$0	\$0			
Total Uses	0	0			
Other Financing Sources(Uses)& Net Transfers	<u>0</u>	<u>0</u>			
Net Changes in Funds	<u>0</u>	<u>0</u>			
Ending Fund Balance (See Note 1)	\$0	\$0			
Total					
Total Sources	\$3,906,326	\$3,321,848			
Total Uses	4,125,110	3,960,156			
Other Financing Sources(Uses)& Net Transfers	<u>200</u>	<u>72,311</u>			
Net Changes in Funds	<u>(218,584)</u>	<u>(565,997)</u>			
Ending Fund Balance (See Note 1)	\$200,070	(\$365,926)			

Notes:

1. Amount includes Reserved Fund Balance

RUN DATE: 05/26/2009 - DATAENV: P