

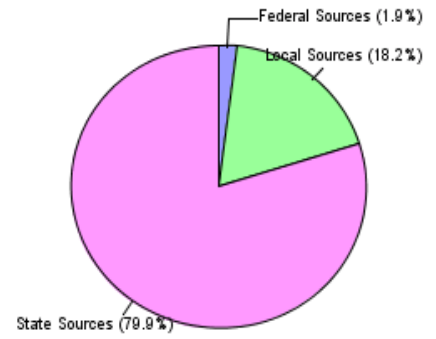
**Consolidated Financial Statement
Sources and Uses of Funds - General Fund
Minnesota Department of Education**

Two Year Period Ending June 30, 2008

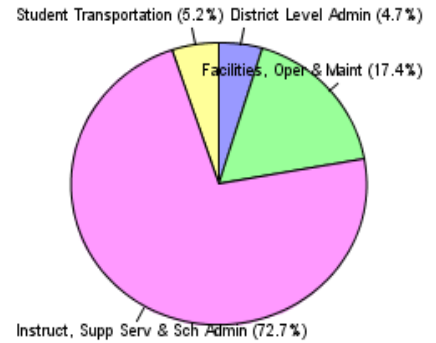
MARTIN COUNTY WEST SCHOOL DISTRICT #2448-01

Sources of Funds:	Actual 06-07	% of Total 06-07	Actual 07-08	% of Total 07-08
Local Sources:				
Property Taxes	\$594,221	7.5%	\$679,536	8.7%
All Other	<u>722,453</u>	<u>9.1%</u>	<u>742,860</u>	<u>9.5%</u>
Total Local Sources	\$1,316,675	16.6%	\$1,422,397	18.2%
State Sources:				
General Education Aid	\$5,472,983	68.8%	\$5,747,031	73.3%
Special Education Aid	577,524	7.3%	433,530	5.5%
All Other State Aid	<u>412,349</u>	<u>5.2%</u>	<u>81,094</u>	<u>1.0%</u>
Total State Sources	\$6,462,856	81.2%	\$6,261,655	79.9%
Federal Sources:	<u>176,140</u>	<u>2.2%</u>	<u>151,099</u>	<u>1.9%</u>
Total Sources of Funds-General Fund	\$7,955,670	100.0%	\$7,835,150	100.0%
Uses of Funds:				
Instruction, Support Services and School Level Administration				
Instruction				
Salaries	\$3,244,640	41.0%	\$3,203,887	40.6%
Benefits and Payroll Taxes	763,682	9.7%	791,358	10.0%
All Other	927,128	11.7%	883,885	11.2%
Instructional and Pupil Support Services				
Salaries	195,637	2.5%	206,766	2.6%
Benefits and Payroll Taxes	107,347	1.4%	121,028	1.5%
All Other	142,950	1.8%	133,211	1.7%
School Level Administration				
Salaries	297,785	3.8%	317,381	4.0%
Benefits and Payroll Taxes	77,867	1.0%	78,145	1.0%
All Other	9,052	.1%	7,018	.1%
Facilities, Operations & Maintenance				
Salaries	196,927	2.5%	187,068	2.4%
Benefits and Payroll Taxes	72,771	.9%	63,138	.8%
All Other	<u>1,147,644</u>	<u>14.5%</u>	<u>1,122,324</u>	<u>14.2%</u>
Subtotal, School Level Education	\$7,183,430	90.8%	\$7,115,209	90.1%
Services				
Student Transportation				
Salaries	191,954	2.4%	193,187	2.4%
Benefits and Payroll Taxes	29,035	.4%	29,781	.4%
All Other	160,555	2.0%	185,285	2.3%
District Level Administration				
Salaries	232,651	2.9%	243,172	3.1%
Benefits and Payroll Taxes	50,534	.6%	61,915	.8%
All Other	<u>61,197</u>	<u>.8%</u>	<u>67,913</u>	<u>.9%</u>
Total Uses of Funds - General Fund	\$7,909,355	100.0%	\$7,896,463	100.0%
Sources Over (Under) Uses	\$46,315		(\$61,313)	
Other Financing Sources (uses)	850		0	
Other Adjustments	1		(1)	
Net Transfers In (Out)	(110,637)		(48,565)	
Net Changes in Funds	(63,472)		(109,879)	
Total Fund Balance				
Beginning of Year	<u>1,740,416</u>		<u>1,676,944</u>	
End of Year	1,676,944		1,567,065	

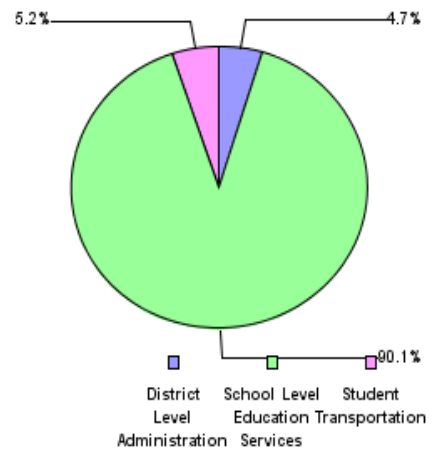
Sources of Funds - General Fund



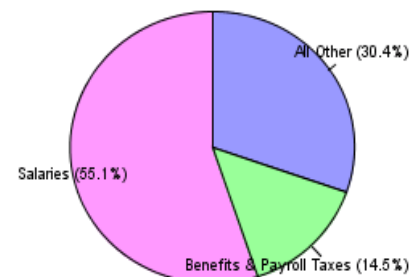
Uses of Funds by Function/Activity



Uses of Funds- School vs District Level



Uses of Funds- Employee Compensation vs All Other



**Consolidated Financial Statement
Sources and Uses of Funds
Minnesota Department of Education
Two Year Period Ending June 30, 2008**

Preliminary Data Subject to Change

MARTIN COUNTY WEST SCHOOL DISTRICT #2448-01

Sources and Uses of Funds

Key Statistics

	Actual 06-07	Actual 07-08		Actual 06-07	Actual 07-08
General Fund			Number of Students	828	811
Total Sources	\$7,955,670	\$7,835,150	(ADM - Average Daily Membership)		
Total Uses	7,909,355	7,896,463			
Other Financing Sources(Uses)& Net Transfers	<u>(109,787)</u>	<u>(48,566)</u>	Per Student Sources of Funds-General Fund	\$9,604	\$9,657
Net Changes in Funds	<u>(63,472)</u>	<u>(109,879)</u>			
Ending Fund Balance (See Note 1)	\$1,676,944	\$1,567,065	Per Student Use of Funds - General Fund		
			Instruction & Support Services	\$6,496	\$6,582
			School Level Administration	464	496
			Facilities, Operations & Maintenance	1,711	1,692
			Student Transportation	461	503
			District Level Administration	416	460
			Total General Fund	\$9,548	\$9,732
			ADM Served per Licensed Instructional Staff	15.16	15.35
Other Funds					
Food Service					
Total Sources	\$364,523	\$362,322			
Total Uses	361,921	366,821			
Other Financing Sources(Uses)& Net Transfers	<u>0</u>	<u>0</u>			
Net Changes in Funds	<u>2,602</u>	<u>(4,499)</u>			
Ending Fund Balance (See Note 1)	\$83,246	\$78,747			
Community Service					
Total Sources	\$191,385	\$172,740			
Total Uses	231,437	212,120			
Other Financing Sources(Uses)& Net Transfers	<u>51,408</u>	<u>48,565</u>			
Net Changes in Funds	<u>11,356</u>	<u>9,186</u>			
Ending Fund Balance (See Note 1)	\$1,961	\$11,146			
Building Construction					
Total Sources	\$0	\$0			
Total Uses	41,001	0			
Other Financing Sources(Uses)& Net Transfers	<u>59,229</u>	<u>0</u>			
Net Changes in Funds	<u>18,229</u>	<u>0</u>			
Ending Fund Balance (See Note 1)	\$0	\$0			
Debt Service					
Total Sources	\$140,577	\$147,906			
Total Uses	154,356	122,119			
Other Financing Sources(Uses)& Net Transfers	<u>0</u>	<u>0</u>			
Net Changes in Funds	<u>(13,780)</u>	<u>25,787</u>			
Ending Fund Balance (See Note 1)	(\$23,850)	\$1,937			
Total					
Total Sources	\$8,652,154	\$8,518,117			
Total Uses	8,698,070	8,597,521			
Other Financing Sources(Uses)& Net Transfers	<u>851</u>	<u>(1)</u>			
Net Changes in Funds	<u>(45,066)</u>	<u>(79,405)</u>			
Ending Fund Balance (See Note 1)	\$1,738,300	\$1,658,895			

Notes:

1. Amount includes Reserved Fund Balance

RUN DATE: 05/26/2009 - DATAENV: P