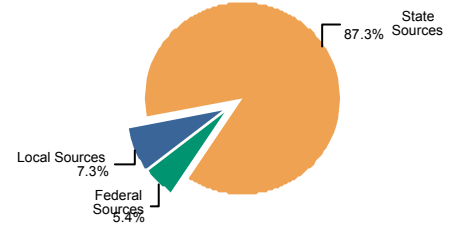


**Consolidated Financial Statement  
Sources and Uses of Funds - General Fund  
Minnesota Department of Education  
Two Year Period Ending June 30, 2006**

**ALBERT LEA PUBLIC SCHOOL DISTRICT # 0241-01**

<b>Sources of Funds:</b>	<b>Actual 04-05</b>	<b>% of Total 04-05</b>	<b>Actual 05-06</b>	<b>% of Total 05-06</b>
<b>Local Sources:</b>				
Property Taxes	\$1,690,250	5.5%	\$1,081,842	3.4%
All Other	<u>1,084,567</u>	<u>3.6%</u>	<u>1,230,745</u>	<u>3.9%</u>
Total Local Sources	\$2,774,817	9.1%	\$2,312,587	7.3%
<b>State Sources:</b>				
General Education Aid	\$22,503,854	73.6%	\$23,618,977	74.9%
Special Education Aid	2,907,578	9.5%	2,966,404	9.4%
All Other State Aid	<u>329,802</u>	<u>1.1%</u>	<u>949,485</u>	<u>3.0%</u>
Total State Sources	\$25,741,234	84.2%	\$27,534,866	87.3%
<b>Federal Sources:</b>				
	<u>2,061,129</u>	<u>6.7%</u>	<u>1,702,125</u>	<u>5.4%</u>
<b>Total Sources of Funds-General Fund</b>	\$30,577,180	100.0%	\$31,549,578	100.0%

**Sources of Funds - General Fund**

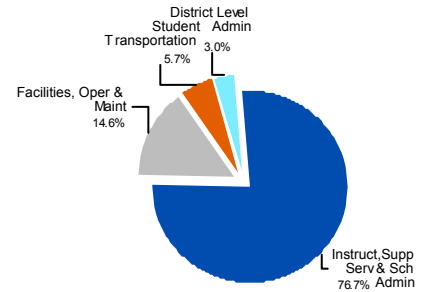


**Uses of Funds:**

**Instruction, Support Services and School Level Administration**

<b>Instruction</b>				
Salaries	\$14,237,341	46.3%	\$14,392,255	45.5%
Benefits and Payroll Taxes	4,323,426	14.1%	4,495,965	14.2%
All Other	1,820,978	5.9%	2,140,367	6.8%
<b>Instructional and Pupil Support Services</b>				
Salaries	1,042,864	3.4%	1,074,789	3.4%
Benefits and Payroll Taxes	316,065	1.0%	383,471	1.2%
All Other	415,571	1.4%	364,578	1.2%
<b>School Level Administration</b>				
Salaries	922,412	3.0%	1,064,486	3.4%
Benefits and Payroll Taxes	283,103	0.9%	296,296	0.9%
All Other	26,058	0.1%	22,941	0.1%


**Uses of Funds by Function /Activity**



**Facilities, Operations & Maintenance**

Salaries	979,588	3.2%	1,025,148	3.2%
Benefits and Payroll Taxes	369,520	1.2%	405,697	1.3%
All Other	<u>3,175,599</u>	<u>10.3%</u>	<u>3,185,927</u>	<u>10.1%</u>
<b>Subtotal, School Level Education Services</b>	\$27,912,525	90.9%	\$28,851,920	91.3%

**Uses of Funds - School Level vs District Level**



**Student Transportation**

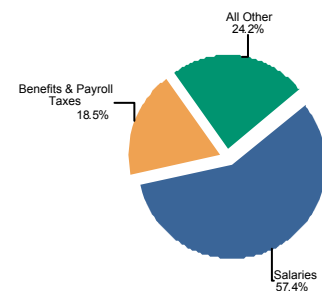
Salaries	12,360	0.0%	9,024	0.0%
Benefits and Payroll Taxes	1,618	0.0%	1,211	0.0%
All Other	1,722,434	5.6%	1,802,592	5.7%

**District Level Administration**

Salaries	632,305	2.1%	568,155	1.8%
Benefits and Payroll Taxes	300,629	1.0%	258,651	0.8%
All Other	<u>138,799</u>	<u>0.5%</u>	<u>120,742</u>	<u>0.4%</u>

<b>Total Uses of Funds - General Fund</b>	<u>\$30,720,670</u>	100.0%	<u>\$31,612,295</u>	100.0%
Sources Over (Under) Uses	(\$143,490)		(\$62,717)	

**Uses of Funds - Employee Compensation vs All Other**



Other Financing Sources (Uses)	2,815		2,350	
Other Adjustments	0		0	
Net Transfers In (Out)	<u>0</u>		<u>(520,685)</u>	
<b>Net Change in Funds</b>	(\$140,675)		(\$581,052)	
<b>Total Fund Balance</b>				
Beginning of Year	<u>4,165,941</u>		<u>4,025,266</u>	
End of Year	\$4,025,266		\$3,444,214	

**Consolidated Financial Statement  
Sources and Uses of Funds  
Minnesota Department of Education  
Two Year Period Ending June 30, 2006**

**ALBERT LEA PUBLIC SCHOOL DISTRICT # 0241-01**

Sources and Uses of Funds		
	Actual 04-05	Actual 05-06
<b><u>General Fund</u></b>		
Total Sources	\$30,577,180	\$31,549,578
Total Uses	30,720,670	31,612,295
Other Financing Sources(Uses)& Net Transfers	<u>2,815</u>	<u>(518,335)</u>
<b>Net Change in Funds</b>	<b>(140,675)</b>	<b>(581,052)</b>
<b>Ending Fund Balance (See Note 1)</b>	<b>\$4,025,266</b>	<b>\$3,444,214</b>
<b><u>Other Funds</u></b>		
<b>Food Service</b>		
Total Sources	\$1,417,277	\$1,410,025
Total Uses	1,420,825	1,412,834
Other Financing Sources(Uses)& Net Transfers	<u>0</u>	<u>0</u>
<b>Net Change in Funds</b>	<b>(3,548)</b>	<b>(2,809)</b>
<b>Ending Fund Balance (See Note 1)</b>	<b>\$155,467</b>	<b>\$152,658</b>
<b>Community Service</b>		
Total Sources	\$848,450	\$1,051,271
Total Uses	825,129	1,019,370
Other Financing Sources(Uses)& Net Transfers	<u>0</u>	<u>0</u>
<b>Net Change in Funds</b>	<b>23,321</b>	<b>31,902</b>
<b>Ending Fund Balance (See Note 1)</b>	<b>\$113,992</b>	<b>\$145,893</b>
<b>Building Construction</b>		
Total Sources	\$12,646	\$15,795
Total Uses	172,149	185,259
Other Financing Sources(Uses)& Net Transfers	<u>0</u>	<u>0</u>
<b>Net Change in Funds</b>	<b>(159,502)</b>	<b>(169,464)</b>
<b>Ending Fund Balance (See Note 1)</b>	<b>\$508,268</b>	<b>\$338,804</b>
<b>Debt Service</b>		
Total Sources	\$3,335,362	\$3,750,207
Total Uses	2,924,546	30,283,525
Other Financing Sources(Uses)& Net Transfers	<u>26,235,000</u>	<u>520,685</u>
<b>Net Change in Funds</b>	<b>26,645,816</b>	<b>(26,012,633)</b>
<b>Ending Fund Balance (See Note 1)</b>	<b>\$27,078,354</b>	<b>\$1,065,721</b>
<b><u>Total</u></b>		
Total Sources	\$36,190,915	\$37,776,876
Total Uses	36,063,319	64,513,283
Other Financing Sources(Uses)& Net Transfers	<u>26,237,815</u>	<u>2,350</u>
<b>Net Change in Funds</b>	<b>26,365,412</b>	<b>(26,734,056)</b>
<b>Ending Fund Balance (See Note 1)</b>	<b>\$31,881,347</b>	<b>\$5,147,290</b>
<b>Notes:</b>		
<b>1. Amount includes Reserved Fund Balance</b>		

Key Statistics		
	Actual 04-05	Actual 05-06
<b>Number of Students (ADM - Average Daily Membership)</b>	3,608	3,609
<b>Per Student Sources of Funds-General Fund</b>	\$8,475	\$8,742
<b>Per Student Use of Funds - General Fund</b>		
Instruction & Support Services	\$6,141	\$6,332
School Level Administration	341	383
Facilities, Operations & Maintenance	1,254	1,279
Student Transportation	481	502
District Level Administration	297	263
Total General Fund	\$8,514	\$8,759
<b>ADM Served per Licensed Instructional Staff</b>	15.59	15.90